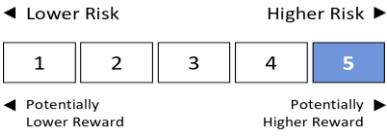




Fund Particulars



Launch Date:

May 2007

Total Assets:

173,386,220.77

Unit price (per unit):

141.62

Total Units:

1,215,316.79

Fund Size:

172,118,322.49

Fund Strategy:

Equity

Dealing:

Monthly on the first business day

Distributions:

Semi-annually

Last date of distribution:

30 June 2024

Management Fee (Incl. VAT)

2.00%

TER (Incl. VAT)

2.83%

The African Alliance Group

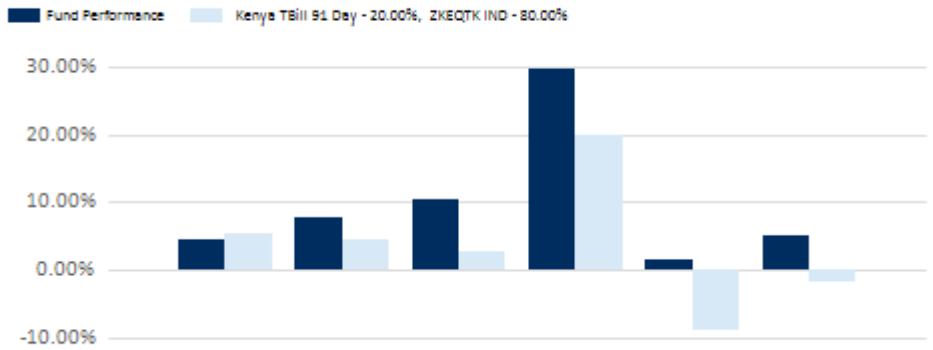
Founded in 1996, the African Alliance Group is a specialist pan-African asset manager and investment bank approaching two decades of on-the-ground investment expertise across the African continent.



Fund Strategy

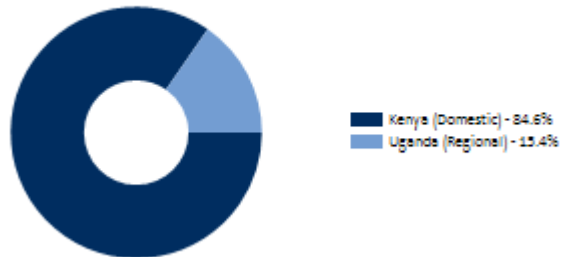
The primary objective of this Fund is to seek long-term capital growth consistent with higher than moderate investment risk and a reasonable level of current income.

Gross Annualised Fund Performance



* Gross Annualised Performance	1 Month	3 Months	6 Months	1 Year	3 Years	5 Years
Fund	4.42%	7.81%	10.55%	29.75%	1.44%	4.96%
Benchmark	5.40%	4.48%	2.64%	19.95%	-8.82%	-1.65%

Country Exposure (By Domicile)



Instrument Type Exposure



Investment Options

Minimum lump sum investment	10,000.00
Minimum monthly top up	1,000.00

Risk Measures

Highest Annualized Return	29.75%	19.95%
Lowest Annualized Return	-11.83%	-21.56%

Fund Benchmark



Fund Commentary

The annual inflation rate in Kenya fell to 3.6% in September 2024 (6.8% - September 2023), the softest in over five years, down from 4.4% in August 2024. This was mainly due to a slower increase in prices of commodities; food and non-alcoholic beverages index increased by 5.1% in the last twelve months; housing, water, electricity, gas and other fuels index increased by 2.6% in the last twelve months while transport index increased by 0.5% in the last twelve months. We expect inflation to remain within the CBK's target range of 2.5%-7.5% supported by a stronger Kenya shilling, lower fuel prices & lower food prices.

During the week, the Kenya Shilling depreciated marginally against the US Dollar to remain relatively unchanged at the Kshs 129.20 per US dollar. We expect the shilling to be supported by diaspora remittances and increased tourism revenue both of which have improved significantly compared to last year.

The equities market indices recorded mixed performance in September even as demand was witnessed selectively on large capitalization stocks as well as stocks with upcoming dividend book closures.

We remain neutral on the local equities markets in the short term due to the current tough operating environment and foreign investor inflow volatility. We believe that investors should position their portfolios in favour of stocks with strong earnings growth prospects, possibly incrementally building their holdings if stock prices decline.

Glossary

Term	Description
12-month yield	A measure of the Fund's income distributions as a percentage of the Fund's net asset value (NAV). This is calculated by summing the income distributions over a rolling 12-month period, then dividing by the sum of the NAV at the end of the period and any capital gains distributed over the same period.
Annualized performance	The average amount of money (total return) earned by an investment each year over a given time period. For periods longer than one year, total returns are expressed as compounded average returns on a yearly basis.
Cumulative performance graph	This illustrates how an initial investment of R100 or N\$100 (for example) placed into the Fund would change over time, taking ongoing fees into account, with all distributions reinvested.
Income distribution	The dividend income and/or interest income that is generated by the underlying Fund investments and that is periodically declared and distributed to investors in the Fund after all annual service fees.
Total Expense Ratio (TER)	This shows the charges, levies and fees relating to the management of the portfolio and is expressed as a percentage of the average net asset value of the portfolio, calculated for the year to the end of the most recent completed quarter. A higher TER does not necessarily imply a poor return, nor does a low TER imply a good return. The current TER cannot be regarded as an indication of future TERs.
Unit Classes	African Alliance's funds are offered in different unit classes to allow different types of investors (individuals and institutions) to invest in the same fund. Different investment minimums and fees apply to different unit classes.



Disclaimer

The information provided in this document is strictly confidential and is only for the use of the person to whom it is provided. It may not be reproduced, distributed or published by any recipient for any purpose without the prior written consent of the African Alliance Group.

This document is not intended for distribution to, or use by any person or entity in any jurisdiction or country where such distribution or use would be contrary to local law or regulation.

This document and any associated verbal presentation have been prepared solely for information purposes and accordingly do not constitute an offer, a solicitation of an offer, invitation to acquire any security or to enter into any agreement, or any advice or recommendation to conclude any transaction (whether on the indicative terms or otherwise) and must not be deemed as such.

The information, opinions and recommendations contained herein are and must be construed solely as statements of opinion and not statements of fact. No warranty, express or implied, as to the accuracy, timeliness, completeness, merchantability or fitness for any particular purpose of any such recommendation or information is given or made in any form or manner whatsoever.

Investors are encouraged to obtain their own independent advice prior to entering any proposed transaction so that they are fully informed of the possible legal, administrative or tax consequences in connection with the transaction.

The information herein is for general guidance only, and it is the responsibility of any person or persons in possession of this document to inform themselves of, and to observe, all applicable laws and regulations of any relevant jurisdiction.

Contact us

African Alliance Kenya Asset Management Limited
Fourth Floor, Kenya Re Towers, Upper Hill, Off Ragati Road, PO Box 27639-00506, Nairobi

www.africanallianceassetmanagement.com